

Raise Me Rollout Guide

Helping Your Students Earn Micro-Scholarships






Table of Contents

Welcome!	3
How Does Raise Me Work for Students?	4
Orientation / Open House Rollout	5
Step 1: Gain Access to Technology	6
Step 2: Decide How to Message	6
Step 3: Get Administrative Approval	7
Step 4: Identify Support	7
Step 5: Onboard Students!	8
In-Class Rollout	9
Step 1: Identify Classes for Sign Up	10
Step 2: Create a Schedule & Get Approval	10
Step 3: Introduce Raise Me to Faculty	11
Step 4: Send Out Reminders	12
Step 5: Onboard Students!	12
Educator Resources	13
Student Announcement Templates	14
Sign Up Instructions	15
Flyer Social Media Toolkit	16
Text Message Guide	17
Full Size Poster	18
All About Micro-Scholarships	19
Flyer Helpful Technology Tools	20
for Online Advising	21
Writing Letters of Recommendation	22
Student Testimonial Flyer	23
Raise Me 9th-12th Grade Overview	24
Raise Me Sign Up Flyer for Parents	25
Raise Me for Parents 9th-12th Grade Overview	26
Raise Me for High School Parents	27
Flyer	28
Educator FAQs	29
What is Raise Me?	30
How do students receive scholarships?	31
Are these real scholarships?	32
What are Raise Me earnings deadlines?	33
Who can use Raise Me?	34
Sample Award Letter	35

Dear Educator,

Thank you for committing to help us get Raise Me in the hands of your students. We're excited to work with you and look forward to you becoming a partner in the Raise Me Community! You can use this guide to introduce your students to Raise Me during an orientation, open house, or during classtime — and we've updated it to include virtual sign-up options as well. We hope this helps you to organize your day so that it can be a success. Please let us know if there is anything we can do to better support you and your students through this process! And if there are questions that you feel ill-equipped to answer, please review the Educator FAQs or reach out.

Best, The Raise Me Partnerships Team





1. Students Discover Colleges

When students join Raise Me, they can learn more about which colleges could be a great fit for them, see the micro-scholarships our partner schools are offering, and share that they are interested by hitting the “Follow” button (for each school).



2. Add Their Achievements

Students complete their Raise Me portfolio by adding each of their grades, club involvements, sports, volunteer activities, and more. They can also earn for things like work experience or attending college readiness events like a college fair or college tours. Some schools offer micro-scholarships for virtual tours and fairs too!



3. Earn for Their Achievements

For each achievement, students earn micro-scholarships from colleges they are following, the sum of which they will be awarded when they apply, are accepted, and enroll in that college. Raise Me is partnered with over 300 four-year institutions across the country and growing!

Orientation / Open House Rollout



1

Gain access to technology.

If your school has access to both computer labs and laptop/tablet carts, count the number of technology units that you have available to you. If your intention is to have ALL of your students sign up for Raise Me, then you most likely need to do shifts of rollout. The number of shifts will equal the (total students) divided by (# of technology units). If families elect to sign up, ensure that you can accommodate 30-40% of them with the amount of technology you have available. If using laptop carts, book a section of classrooms close to orientation activities. You will need to staff each room with teachers. (More guidance on this later). Virtual Classroom Notes:

Students can also sign up for Raise Me with their cell phones. If they are using an iPhone, they can search for Raise Me in Apple's IOS applications store. If they are using an android device or tablet, students simply need to visit www.raise.me on whatever web browser they regularly use.

2

Decide how to message Raise Me to parents and students.

Sample Speech to Give to Parents: "Our school is committed to providing our students with the best possible access to resources to pursue higher education. Because of this, we're partnering with Raise Me so that your students can start earning scholarship money for college starting as early as the 9th grade. Raise Me currently partners with over 300 colleges around the country. Any high school student can earn scholarships for their good grades, their involvement in sports and clubs, and their community service hours. Signing up for Raise Me is free and takes less than half an hour and could have a pay-out of tens of thousands in scholarship dollars for your child's college education. We have computers and teachers ready so that you can sign up after orientation! You can go to [rooms designated for signup] to sign up!"

3

Get administrative approval.

Talk to the administration in charge of orientation and get approval for your plan. Our most successful partner schools and districts make sure all potential stakeholders are on the same page so the whole team can work in tandem with each other. Be sure to ask your administrator if any benefit could be given to staff members who help sign up students and families.

4

Identify team-members to support you.

For every room or virtual room you should have 2-3 staff members who help parents and students sign up. Pick staff members who are comfortable with technology and generally supportive of other efforts that you've done in your school. You'll need to reach out to twice as many people as you need to ensure that you have enough support. Here's a sample email to that you can use to solicit support:



4

cont'd

Identify team-members to support you.

Email to volunteers who reply "yes":

*"Hi everyone! Thank you so much for helping with our Raise Me signup efforts. I've attached (or emailed) the signup guide and student information sheets. You'll be in the room (or virtual room) to support students with the signup process. The process is pretty straightforward and takes about 15-20 minutes. If you'd like to familiarize yourself further, feel free to check out [this animated video](#). I'll need to meet with you briefly at **[insert time]** to make sure that everything is good to go!"*

5

Onboard students!

The Day Before:

1. Check in with supporting staff members about their availability.
2. Check in with admin about orientation programming.
3. Confirm the spelling of your school name in your Educator account.
4. Display, print, or email student instruction sheets for participant.

The Day Of:

1. Check on technology setup.
2. Have a check-in with teacher volunteers before the orientation starts and walk them through the signup process, if necessary.

1

Identify classes where students can sign up.

We recommend picking a core subject area that all of your students will be enrolled in, such as English. If your school is on a block schedule, you may need to have two days of sign ups. After you've chosen a set of classes that reaches a large majority of your students, we recommend reaching out to those teachers directly to ensure that they understand what will happen in advance. Here's a sample email:

2

Create a schedule and get administrative approval.

A schedule template can be found [here](#). After your schedule has been made, share it with an administrator to get their approval and email it out to colleagues.

Helpful Tip: Give colleagues as much notice as you can. It might be possible to collaborate lesson plans using Raise Me's [Paving Paths to College](#) curriculum guide.

3

Talk about Raise Me at a faculty meeting

Make the entire staff aware that students are being signed up for Raise Me. If time and resources allow, you can use the following script or video to talk about Raise Me at a faculty meeting. Getting everyone involved and on the same page from the beginning will go a long way in creating a culture on your campus or online where students, faculty, and parents all understand the benefits Raise Me offers.

4

Talk about Raise Me at a faculty meeting

Remind all staff of upcoming signup day, by sending out an email two days before. Sample Email: Hello [**School**] Staff! Our Raise Me Signup Day is in two days! We will be pulling students from their [**department**] classes throughout the day. Thank you again to the [**department**] team for their partnership in this. Although we don't anticipate this to disrupt other classes, we ask for your flexibility in case we encounter any hiccups! The schedule is attached. Please let us know if you have any questions!

5

Onboard students!

A presentation that you can present to your students can be found [here](#).

Try to ensure that there are enough seats in each space to accommodate each class. Have all computers set to www.raise.me when the first class walks in. When that class finishes, make sure that they log out of their accounts and have them reset the website to **www.raise.me**. If you think it would be helpful, printable directions that can be kept by each computer can be found [here](#).

Helpful Tips!

- Identify the tech you want to use to have students signup, i.e., Zoom, etc. If your school does not already have an online learning management system in place, consult our Helpful Technology Tools doc on pg. 20.
- **If you can get more than one assistant, have another in the room with you to support students signing up. If students have already signed up for Raise Me in the class that you're enrolling, use them as student-aides .**

Educator Resources



1

Course or Portal Announcement (Option 1)

Students, I wanted to share a resource with you that you might find helpful right now. Raise Me is a free platform that allows you to earn micro-scholarships towards colleges you might want to attend in the future. As you progress through high school, you receive incremental “micro-scholarships” from colleges for your achievements, which you log in a free online portfolio. You have the ability to earn scholarships for attending virtual visits to colleges, your grades, sports, and more. Students on Raise Me also receive resources to help navigate the challenges of applying to college and understanding financial aid. If any of this sounds interesting to you, you can join the Raise Me community at **www.raise.me**

2

Course or Portal Announcement (Option 2)

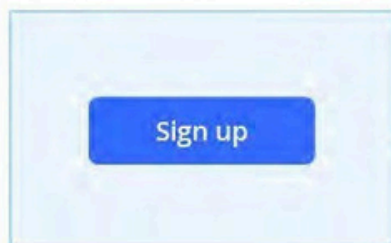
Students, We’re excited to share with you that {**high school or district**} has partnered with Raise Me! On Raise Me, you can create a free portfolio of all your high school achievements that allow you to earn micro-scholarships from four year colleges. You can earn scholarships for good grades, community service, and even for work experience. Over time, these small scholarships add up to larger scholarships, showing you how all of your decisions you make now can impact your future. Here’s how it works:

- Create a free portfolio at **www.raise.me**
- Use the “colleges” tab to research different schools
- Follow schools that seem like a good fit
- Enter your high school achievements to date
- Keep your profile updated throughout high school

That’s it! Your earnings are instantly displayed in your Raise Me portfolio and represent the minimum amount of merit scholarships you’ll receive from schools you are following if and when you enroll. So get started today :)

Five Easy Steps to Sign Up for Raise Me

On Raise Me, scholarships are made simple! Just follow these five steps:



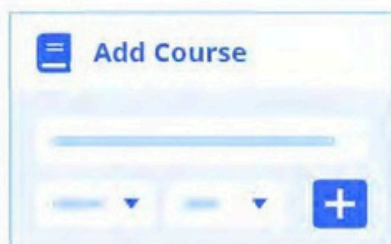
STEP 1

Create an account by visiting www.raise.me, click on "I'm a Student" and follow the instructions.



STEP 2

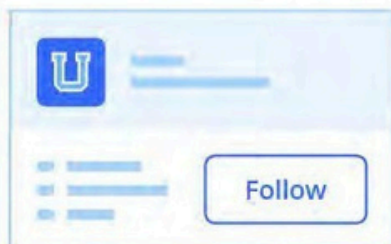
Click on the scholarships tab to see what achievements colleges and universities are willing to award.



STEP 3

Add your achievements from high school to your portfolio.

Seniors: Make sure you have at least **15 credits** worth of grades added to your portfolio in order to qualify.



STEP 4

Search for the colleges that you're interested in and Follow them.



STEP 5

See how much you've earned in micro-scholarships from universities!

If you want to meet students where they're at, making your college readiness initiatives mobile-friendly and accessible by social media will go a long way. Check out our [Social Media Toolkit](#) for support and to get some suggestions from our team! Here' are some quick snapshots:



Earn money for college doing the activities you love.



Start earning at www.raise.me/signup



Got an A? Get money for college.




Start earning at www.raise.me/signup




Earn scholarships for volunteering in your community.



Start earning at www.raise.me/signup



Took the PSAT? Money for college is waiting for you.



Start earning at www.raise.me/signup

Text Message Guide

Use with Remind or other texting apps!

WHAT	WHO	WHEN	TEXT
Introduction to Raise Me	All	Anytime	Heard of Raise Me? On Raise Me you can earn money from 100s of colleges for your high school accomplishments. Learn more @ www.raise.me
Introduction to Raise Me	All	Anytime	All students should be able to receive scholarships for college. That means you too! Find out how you can get started @ www.raise.me
Introduction to Raise Me	All	Anytime	You deserve all the support you can get to achieve your college-going dreams. See how Raise Me can help @ https://youtu.be/eY_qUe0MGS8
Started High School	9th	Fall	Congrats on starting 9th grade! Did you know that you can start earning micro-scholarships for college today? Sign up @ https://www.raise.me/
Work Experience	All	Fall	Did you work a summer job? Do you have a job now? You can earn scholarships for your work experience @ www.raise.me !
Community Service	All	Fall	Did you know you can earn micro-scholarships for your volunteer hours? Sign up @ www.raise.me and watch it all add up!
College Courses	10th-12th	Fall	Sign up for dual enrollment courses, get college credit — and earn micro-scholarships while you're at it on www.raise.me :)
Report Cards	All	Anytime	It's that time again! You've got your grades, now time to update your www.raise.me portfolio and instantly get money for college :)
Report Cards	All	Anytime	Want to get paid for those As & Bs? Create a www.raise.me portfolio to keep track of all our hard work and see it add up!
Report Cards	All	Anytime	Colleges care what you do in 9th & 10th grade. Want proof? Create a www.raise.me portfolio, input your grades, and find out!



Scholarships

Made Simple

Earn micro-scholarships directly from colleges and universities for your high school accomplishments

Join free at www.raise.me

Discover the best-fit colleges for you and begin earning scholarships towards them

**starting in
9th grade**



**Get an A in
a course**



**Lead a team
sport or club**



**Get perfect
attendance**

Earn for these achievements and more

Get started today free

Visit www.raise.me or download our iOS app on the App Store.



@raise.me



Build College-Going Culture On Your Campus With Raise Me

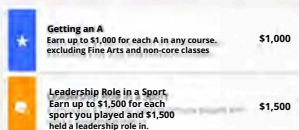


To learn more about Raise Me:
www.raise.me/educators

What are Micro-Scholarships?

Micro-scholarships are incremental scholarships that students are eligible to earn directly from four-year colleges for individual achievements as they progress through high school and community college. These micro-scholarships serve as a roadmap to show students what academic and extracurricular milestones can help them be more successful when applying to a four-year college down the line. Students receive their micro-scholarships within their financial aid letter once they apply and are accepted to a college.

By earning micro-scholarships on Raise Me, students can:



Develop confidence and motivation towards applying to and preparing for college. Upon entering achievements into their portfolio students can instantly learn what they are worth to colleges.



Gain clarity and transparency into what colleges are looking for. By keeping track of coursework, extracurriculars, and other achievements, students can better understand how to stay on track to maximize micro-scholarships from colleges. Individual scholarships range from \$5 to \$5,000, and the average cumulative scholarship earned is \$22,500.



Discover best-fit colleges. Our college discovery and recommendation engine tool takes the guesswork out of researching schools by offering unparalleled insights about college cost, popular majors, average salary after graduation, student testimonials about campus life, and more.

Using Raise Me's Educator Portal, you can:

Invite and Track

Invite groups of students to get started earning micro-scholarships on Raise Me, as early as 9th grade

See a summary of data detailing your students' achievements over time, like the amount of students at your school using Raise Me, average student earnings, and more

Connect and Engage

Give kudos to students for their latest achievements and micro-scholarship earnings

Send personalized messages to students reminding them to update their latest achievements to stay up-to-date on micro-scholarship earnings

Download Free College Readiness Resources

Access classroom rollout guides, parent letters, college readiness lesson plans and more to use with your students

Discover and recommend great new schools that suit your students' needs

Helpful Technology Tools & Integrations for Online Advising

Check out our quick reference list of some FREE technology tools and integrations.

Live your best #remote life by utilizing some of these awesome options:

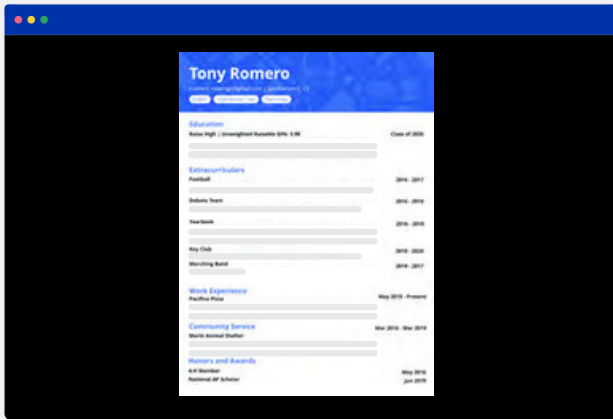
Tool	Useful For	The Basics	Common Integrations
Calendly	Scheduling Meetings	Free meeting and scheduling software for one person. Eliminates back and forth emails by connecting up to six calendars to automatically check availability.	<ul style="list-style-type: none"> ● Google Calendar, Office 365, Outlook and iCloud ● Integrates with Zoom and GoToMeeting for free until June
You Can Book Me	Scheduling Meetings	Connect directly with your calendar, share the times that work for you, and book straight into your calendar. Appointments can easily reschedule themselves. People who book you will get automatic notifications, reminders, calendar invites and more.	<ul style="list-style-type: none"> ● Google Calendar and Office 365
Picktime	Scheduling Meetings	24/7 automatic appointment scheduling with calendar sync. Easily drag and drop to reschedule appointments. Send email and text reminders.	<ul style="list-style-type: none"> ● Sync with your Google or Apple calendar
Slack	Communication: Chat Messaging & Voice Calls	A collaboration hub that offers direct messaging, channel conversations, and calling over the internet.	<ul style="list-style-type: none"> ● Office 365, G Suite, Zoom, and many more
Zoom	Communication & Collaboration: Video & Audio	An easy, reliable cloud platform for video and audio conferencing, collaboration, chat, and webinars across mobile devices, desktops, telephones, and room systems.	<ul style="list-style-type: none"> ● Integrates with Google, Outlook, OneDrive, Slack, and others ● Plug in helps easily create Zoom meetings on your calendar ● Has removed 40 minute time limit for K-12 schools
Google Meet	Communication & Collaboration: Video & Audio	Real-time meetings by Google. Using your browser, share your video, desktop, and presentations with teammates and customers. Up to 30 users per meeting.	<ul style="list-style-type: none"> ● Integrates with G Suite so you can join directly from your calendar ● Join from computer or phone
Microsoft Teams	Communication & Collaboration: Video & Audio	Invite everyone you work with to chat, meet, call, and collaborate all in one place, no matter where you are.	<ul style="list-style-type: none"> ● Office 365, Zoom, Slack, and many others ● Join from computer or via app on your phone
jitsi.org	Communication & Collaboration: Video & Audio	Completely free, open-source video conferencing. Can open two screens and easily share and watch videos together.	<ul style="list-style-type: none"> ● Securely connect your Google or Microsoft calendar
Google Voice	Communication: Text Messaging & Voice Calls	Create an alternate phone number that you can give for calls, voicemails, and text messaging. Syncs across your devices so you can use the app in the office, at home, or on the go.	<ul style="list-style-type: none"> ● Download the Google voice app to your Android or iOS device, or connect via computer

Writing Letters of Recommendation?

Turn your students' Raise Me portfolios into printable resumes you can use for writing letters of rec, counseling, and more!



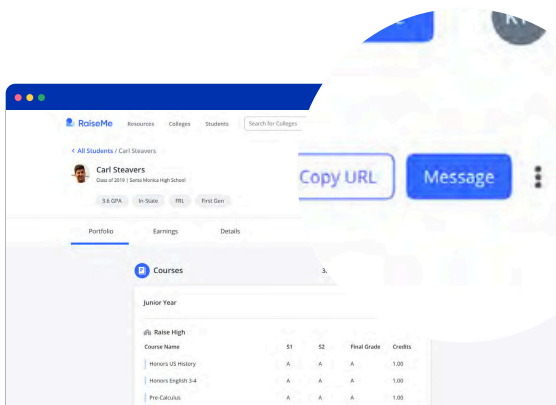
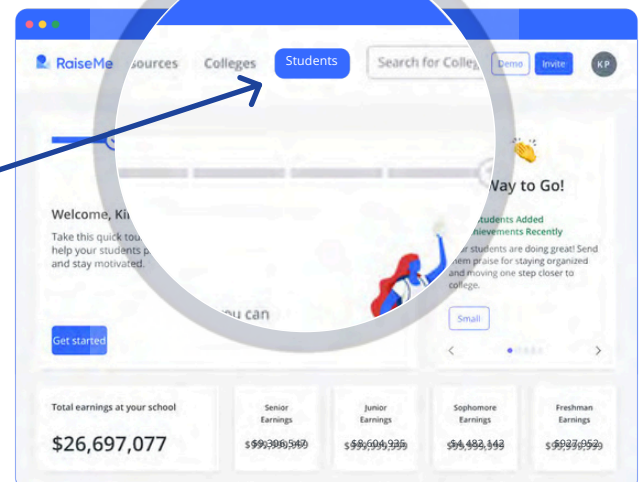
To learn more about Raise Me:
www.raise.me/educators



We know that writing letters of recommendation can be time consuming, especially when you're juggling so many other priorities during back-to-school. But did you know that Raise Me's student portfolios hold all the information you'd need to make writing a letter of rec a breeze? That's why we've created an all-new resume tool, giving educators the ability to easily download and print student resumes right from the portfolio! With just three easy steps, you can see your students' coursework, achievements, extracurriculars, and awards in a neat, ready-to-use format.

Where to download student resumes

- 1 Log in to your Raise Me educator portal and navigate to the student page, where you can click into a specific student at your school.



- 2 Click the vertical three dots in the upper right-hand corner of a given student's page.

- 3 Choose the option to "Print Resume" to download a PDF of your student's resume to your web browser. It's that simple!



Encourage seniors to update their Raise Me portfolios with the latest achievements in order to download their resumes!



UNDERSTANDING FINANCIAL AID

"Knowing that I can get scholarships to the college I'm interested in makes me more confident that I will excel in the future without any heavy financial burden."

Linus Chiu

[NEW YORK UNIVERSITY](#)

"Without Raise Me I would have had to settle for a school within my budget. Raise Me allowed me to choose the school that I wanted to go to rather than the school I had to go to!"

Emily Rodriguez

[FLORIDA INTERNATIONAL UNIVERSITY](#)

"Raise Me gave me hope that I would be able to afford going to school at a 4 year university."

Emily Martorana

[ARIZONA STATE UNIVERSITY](#)

DISCOVERING COLLEGES

"Raise Me allowed me to search for colleges that had the major I was interested in, and allowed me to compare costs. Raise Me also provided me with universities to consider that I otherwise would not have known about."

Sarah Metscher

[FLORIDA ATLANTIC UNIVERSITY](#)

"Raise Me has shown me other opportunities that I did not think I could have. Colleges are interested in you even if you volunteer somewhere!"

Mackenzie Sharpe

[IOWA CENTRAL COMMUNITY COLLEGE](#)

FINDING MOTIVATION AND CONFIDENCE TOWARDS SUCCESS IN COLLEGE

"It gave me the hope that I could pay for the college that want to go to, instead of just what my parents could afford."

Evan Beckett

[HOUSTON COMMUNITY COLLEGE](#)

"Raise Me helped me understand the value of my hard work through community college and illuminated my individual accomplishments that may have not been specifically documented on a college application."

Lucretia Samuel

[COLUMBIA COLLEGE - CHICAGO](#)

"Honestly, it helped me realize that my grades in school would be worth money to go to college. Also it helped me realize different tuition cost. It gave me an insight to look for these things."

Rosa Pitocco

[SAINT LEO UNIVERSITY](#)

"Raise Me encouraged me to go above and beyond in order to get the best opportunities at the best colleges for me. Ultimately, I felt motivated to attend Wayne State after being introduced to the school by Raise Me, and it all paid off as I will be an incoming freshman this fall with a full ride."

Avery Hoover

[WAYNE STATE UNIVERSITY](#)

9th - 12th Grade Level Overview

Support your students on their path to higher education with Raise Me



9TH GRADE

Raise Me will enable students to see the link between high school achievements and scholarships for college. Students feel motivated to earn good grades and take more challenging courses with each micro-scholarship award.

To sign students up:

Fall – Welcome to high school introductory programming

Spring – First semester grade reports



10TH GRADE

Raise Me will motivate students to take college preparatory activities -- like the PSAT -- seriously. Students will align their courses and extracurriculars with post-secondary goals.

To sign students up:

Fall – Prior to the PSAT administration

Spring – During course registration for junior year



11TH GRADE

Raise Me will enable students to research college at a high level. Students will have the tools to determine a best fit school and know what to expect in scholarships from institutions nationwide.

To sign students up:

Fall – Aligned with ACT/SAT or AP Registration

Spring – Aligned with college discovery activities and/or campus visits



12TH GRADE

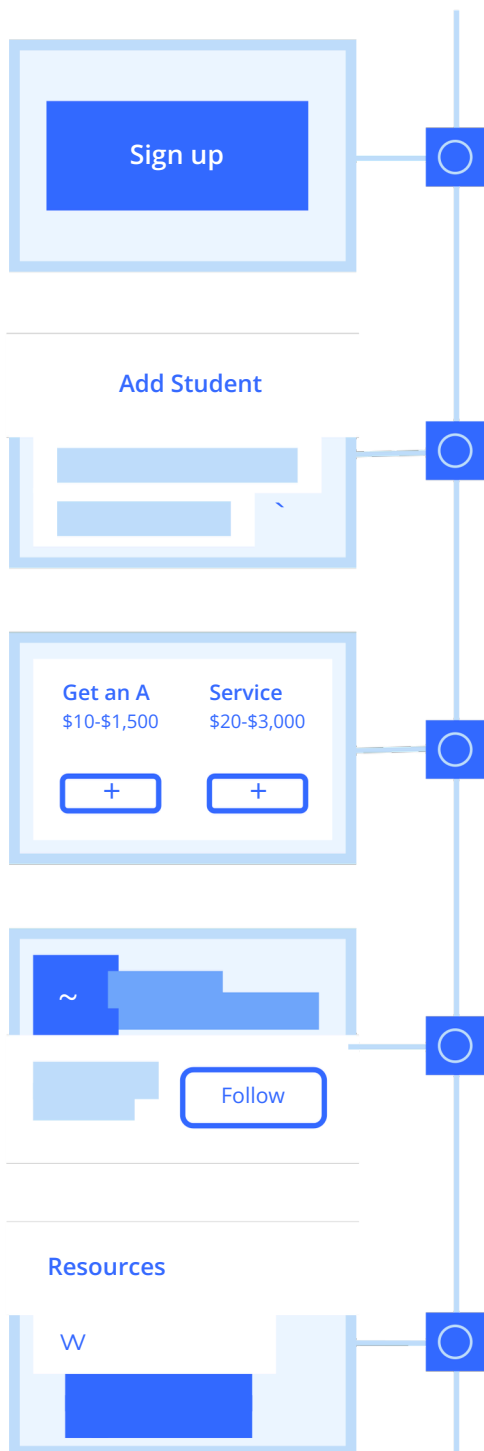
Armed with greater transparency into financial aid resources available from colleges, students on Raise Me will be able to make smart decisions when it comes time to apply and prepare for college.

To sign students up:

Fall – ASAP to meet the earning deadline for as many college partners as possible!

Getting Started: Raise Me for Parents

Guide your student's progress and help them discover college options



STEP 1

Create an account by visiting www.raise.me/parents, click on "Sign up as a parent" and follow the instructions.

STEP 2

Enter your student's name and email address to connect. When your student accepts, you'll be able to see their Raise Me portfolio.

STEP 3

Remind your student to update their portfolio after major achievements, like grades, extracurricular participation, and honors or awards.

STEP 4

Enter "Student Mode" to utilize the Raise Me College Search tool and help your student discover new universities to follow.

STEP 5

Select "Resources" to access our most popular guides, including a breakdown of college financial aid award letters.

Raise Me for Parents

Tips for supporting your student's college-going progress during school breaks

Breaks from school offer some muchneeded rest and quality time with family and friends for both students and their teachers. Too much down time, though, and your student might find themselves falling out of routine. To retain everything they are learning in school, and come back ready to hit the ground running, it's important to reinforce study habits and academic planning at home over the holidays.

With Raise Me for Parents, you can work with your student to track their college-going progress and help them navigate the college search tool to find colleges and universities that might be a great fit. The following are some tips for engaging your students at home, depending upon their grade level:

Freshman	Enter "Student Mode" and take a look at the Scholarships page in your student's account. Work with your student to think of any activities they have done already that could be added to their portfolio.
Sophomore	Check to see that your student's portfolio is up to date with course grades, extracurriculars, community service, and any honors they may have earned. If they took the PSAT, make sure they reported that score and take a look at the colleges that award for taking and scoring well on exams.
Junior	Use the College Search tool and work with your student to apply different filters to hone in on what would constitute a best fit college for them. Think about planning college visits or attending any college events in your area.
Senior	Look at the "About" page for each college where your student is applying. Talk through all that information with your student so you both feel comfortable with their options. Help them use their Raise Me portfolio as a reference when writing college essays—each of the achievements they've reported are interesting and valuable to college admission teams!

Raise Me for High School Parents

How can parents help support their students on Raise Me?

Welcome to Raise Me!

Raise Me is a completely free college readiness tool that allows students to earn micro-scholarships to college for their achievements in high school. Students 9th - 12th grade can use Raise Me to build a portfolio, discover colleges, and earn micro-scholarships from over 300 partner institutions. Here's how parents can help support their students:

Remind your students to update their latest grades to earn micro-scholarships

Whenever your student(s) receive a report card, do well on a standardized test, earn a new honor or award, or complete new extracurriculars or community service projects, help them develop their Portfolio and keep it up-to-date by inputting their latest accomplishments to earn micro-scholarships.

Discover new colleges alongside your student

Help your students learn more about attending different colleges through the Raise Me College Search. Search for colleges by location, tuition, average financial aid award, popular areas of study, and more. Take a look at the micro-scholarships offered by each institution to see which colleges are awarding for your student's unique achievements.

Help your student understand the value of excelling academically

Teach your students how to be the best possible applicant through looking at colleges' Scholarship programs and Requirements.

New on Raise Me: Parent Co-Authoring

Parents have the ability to help their students complete their Raise Me Portfolios to earn micro-scholarships for college! Support your students by helping them on their path to college and keep track of your children's achievements, regardless of their grade level.



Educator FAQ's

Helpful answers to some of your most frequent questions about our platform.

What is Raise Me?

Raise Me helps students in 9th – 12th grades to discover colleges and earn scholarships for their academic and extracurricular achievements throughout high school. These scholarships are called “Micro-Scholarships”.

When students add achievements to their Portfolio on Raise Me, they could be eligible to earn Micro-Scholarships towards our partner colleges. These achievements can include good grades, participating in clubs, playing on a sports team, volunteering, or even starting a club. They can include AP or IB courses, honors classes, and college-level courses too.

How do students use Raise Me?

Students can build a Portfolio of their achievements. Follow Colleges, and watch their scholarship earnings pile up! To see an in-depth demo of how students can earn, their first Micro-Scholarship and share the process with them, check out our Classroom Guide PDF on the Educator page.

How many scholarships will a student receive each time (s)he achieves a goal on Raise Me?

The Micro-Scholarships students can earn on Raise Me vary depending on what each college chooses to offer. Some Micro-Scholarships can range from anywhere between \$500 to over \$1,000. For example, if a student gets an A in an English class, he or she could be eligible to receive scholarships from dozens of colleges on Raise Me.

Who can use Raise Me? Is Raise Me only for high school students?

Students who are in grades 9, 10, 11 or 12 and attend high school in the United States can use Raise Me. Educators (teachers and counselors from high schools, non-profits organizations, and other institutions that work with high school students) are also welcome to use Raise Me with their students. Educators can access their very own Educator Dashboard (www.RaiseMe/educators), where they can connect with students, follow colleges, and access resources to help students learn how to earn even more scholarships.

Can I student start using Raise Me at any point during high school?

Yes. Students can fill in their high school Portfolio retrospectively with achievements going back to the start of 9th grade, and they will be eligible to earn scholarships as if they had been using Raise Me since 9th grade. The more complete a student's Portfolio, the more opportunities to earn micro-scholarships they will have.

How do you verify that the information entered by students is accurate?

Student information is self-reported and students are expected to make sure all of their information on Raise Me is accurate. Students also submit their transcripts as part of the college application process, which means that everything can be verified by the colleges and universities. If any students' self-reported information is found to be false, they will lose all of their hard earned micro-scholarships.

Some colleges require that students have their profile reviewed by a teacher or college counselor at their high school. Students can send their teacher or counselor a private link to review and approve their online portfolio. The teacher or counselor can also ask the student for more proof to verify accuracy, if needed.

When and how do students receive their scholarship earnings?

When students achieve a goal and earn Micro-Scholarships, they can view their earnings in their personal Portfolio on Raise Me any time throughout high school.

Each college has a different Deadline for students who wish to earn scholarships on Raise Me. If students decide to apply for admission to a college where they have earned Micro-Scholarships, they must Follow a college before its Follow Deadline and make sure their Portfolio is as complete as possible to ensure their information is fully submitted to the college. If the student is admitted to the college, their scholarship earnings will automatically be included in their financial aid package.

Raise Me will also automatically submit the Portfolios for Seniors in high school to the colleges they are following if their Profiles are complete (they have at least 15 credits) by the colleges' Deadlines. The scholarships earned on Raise Me represent a guaranteed minimum amount of scholarship or grant aid that students will receive in their financial aid packages if they are admitted and choose to attend that college. If a student receives an even larger scholarship upon admission, then that scholarship will include or replace the amount that he or she has earned on Raise Me.

Important Note: Each college has a different Follow Deadline, and a college's Deadline could be as early as August or as late as March during Senior year. If a student does not Follow before the Deadline, the scholarships earned on Raise Me will not be included in their financial aid package from that college. Keep in mind that once the Deadline has passed, students can no longer earn scholarships from that college on Raise Me.

Can students use the scholarships they earn from College X to pay the cost of attending College Y?

The Micro-Scholarships students can earn on Raise Me vary depending on what each college chooses to offer. Some Micro-Scholarships can range from anywhere between \$500 to over \$1,000 dollars. For example, if a student gets an A in an English class, he or she could be eligible to receive Micro-Scholarships. Micro-Scholarships are not transferrable between different colleges. Students can only use the scholarships they earn from College X toward the cost of attending that same college.

Each of our college partners creates their own unique Micro-Scholarship program on Raise Me; therefore each college awards different amounts for each Micro-Scholarship. For example: One college may award \$400 for getting an A in a core course, while another college awards \$1,000.

Which colleges can students earn scholarships from on Raise Me?

Over 100 colleges award Micro-Scholarships on Raise Me, and many more have begun the process of joining. We'll notify students when new colleges they may be interested in are added to Raise Me. If a student is following a college on Raise Me that becomes a partner and if the student is eligible for the college's Micro-Scholarship requirements, the student will automatically become qualified to start earning Micro-Scholarships to that school.

How many scholarships can students earn from a college on Raise Me?

The amount students can earn is different for each college. It could be \$8,000 at one college or \$60,000 at another college. The great thing is that students can be eligible to earn from all of the colleges on Raise Me at the same time if they meet the requirements and choose to follow the colleges.

Are these real scholarships?

The Micro-Scholarships students can earn on Raise Me vary depending on what each college chooses to offer. Some Micro-Scholarships can range from anywhere between \$500 to over \$1,000 dollars. For example, if a student gets an A in an English class, he or she could be eligible to receive scholarships from dozens of colleges on Raise Me.

How are students' GPAs calculated on Raise Me?

Raise Me displays students' unweighted Grade Point Averages. The GPA on Raise Me is based on an average of students' grades in Core Courses, on a scale from 0 to 4.0 (4.0 for an A, 3.0 for a B, etc.). Core Courses include Math, Science, English, Social Studies, and Foreign Language. Note that each college on Raise Me requires that students meet their minimum GPA to be able to unlock and start earning their Micro-Scholarships. You can see the minimum required GPA for each college by visiting the Colleges page.

Why is it important for students to follow colleges on Raise Me by their Senior year? When is the cutoff date for earning more Micro-Scholarships?

Starting at the beginning of 12th grade, Colleges will lock in Raise Me earnings as part of their financial aid package calculations. Each college has a different Deadline for students who wish to earn scholarships on Raise Me. To be eligible for these scholarships, students must Follow a college before its Follow Deadline and make sure their Portfolio is complete and accurate. This means their Portfolio must have at least 15 credits worth of grades to qualify and their personal information must be correct (full legal name, address, etc.).

Raise Me will also automatically submit the Portfolios for Seniors in high school to the colleges they are following if their Profiles are complete by the colleges' deadlines. The scholarships earned on Raise Me represent a guaranteed minimum amount of scholarship or grant aid that students will receive in their financial aid packages if they are admitted and choose to attend that college. If a student receives an even larger scholarship upon admission, then that scholarship will include or replace the amount that he or she has earned on Raise Me.

Important Note: Each college has a different Follow Deadline, and a college's Deadline could be as early as August or as late as March during Senior year. If a student does not Follow before the Deadline, the scholarships earned on Raise Me will not be included in their financial aid package from that college. Keep in mind that once the Deadline has passed, students can no longer earn scholarships from that college on Raise Me.

What is the Minimum GPA that's listed for each college?

Each college on Raise Me has their own minimum GPA requirement. One college might have a 2.5 minimum GPA—that's usually an equal mix of B's and C's—while another college might have a 2.75 minimum GPA. If a student is Following a college and is above the college's minimum GPA, the student could be eligible to receive Micro-Scholarships from that college for achievements added to his or her Portfolio. If students are below a college's minimum GPA requirement, then they would need to increase their GPAs in order to increase their eligibility to unlock Micro-Scholarships at that college.

What are some of the organizations supporting Raise Me?

Funders of Raise Me include the University of Pennsylvania Graduate School of Education, the Bill & Melinda Gates Foundation, and Facebook's charitable giving. National youth organizations partnering with Raise Me include the National Speech & Debate Association, College Summit, Close Up Foundation, and VolunTEEN Nation, among others.

How much does Raise Me cost?

Raise Me is entirely free for students and high schools. The cost of the program is paid by charitable foundations, colleges, and other funders.

Can I follow my students' progress on Raise Me, so that I can support and encourage them to achieve their goals?

Educators can sign up for an Educator account ([www.Raise Me/educators](https://www.RaiseMe/educators)). Educators with whom students choose to connect, can see students' Profile and Portfolio information. We verify Educators' profiles before they are allowed to connect with students to protect students' information.

Students can choose to limit Educator access to their Portfolios through the Connections page.

Educators that have connected with students can view and support their progress in earning Micro-Scholarships, invite more students to the Raise Me platform, and find resources to help students improve their Portfolios and eligibility for earning Micro-Scholarships.

Who can use Raise Me? Is Raise Me only for high school students?

We believe students should have full control over who is able to see their Portfolio and Profiles. That's why only the colleges that a student chooses to follow, and Educators with whom students choose to connect, are able to see students' Profile and Portfolio information.

By following a college, students indicate that they would like to earn scholarships from that college, learn more about them, and allow the college to learn more about the student.

Only verified teachers and counselors can see student information so that they can review the accuracy of student information if necessary. We verify Educators' profiles to make sure they are who they say they are before they are allowed to connect with students on Raise Me. Students can limit Educator access to their Portfolios through the Connections page. No one else can see students' information.

Sample Award Letter



Dear Future Student,

Welcome to Our Awesome College! Since **we received your application and you were accepted**, we are pleased to offer you the following financial assistance after complete review. To help with financial planning, we have also listed the estimated cost of attendance for a full-time student below.

Cost of Attendance (Estimated)

Direct Cost	
Items	Annual Cost
Tuition & Fees	\$40,000
Room & Board	\$10,000
Estimated Total\$50,000	

Indirect Cost

Items	Annual Cost
Books	\$2,000
Transportation	\$1,000
Estimated Total\$3,000	

Financial Aid Offer

Estimated Grants & Scholarships

Items	Annual Aid
<input checked="" type="checkbox"/> Institutional Grant or Scholarship	\$17,000
State Grant	\$3,000
Federal Grant	\$5,000
Estimated Total\$25,000	

Estimated Loans

Items	Annual Loan
Federal Subsidized Loan	\$7,000
Federal Unsubsidized Loan	\$3,000
Estimated Total\$10,000	

For any questions regarding micro-scholarships, please visit www.help.raise.me. For any questions about your financial award letter directly, reach out to our Financial Aid Office at financialaid.ourcollege.edu.

Sincerely,
Your Future Financial Aid Office



Understanding Your Award Letter & Micro-Scholarships

Here’s a guide to help you read your award letter and understand how micro-scholarships fit in to financial aid.

Keep in mind, the amounts shown in the letter are examples. You’ll need to apply and be accepted in order to receive a financial award letter from the college.

Dear Future Student,

Welcome to Our Awesome College! Since we received your application and you were accepted, we are pleased to offer you the following financial assistance after complete review. To help with financial planning, we have also listed the estimated cost of attendance for a full-time student below.

A Cost of Attendance (Estimated)

Direct Cost

Items	Annual Cost
B Tuition & Fees	\$40,000
C Room & Board	\$10,000
Estimated Total	\$50,000

D Indirect Cost

Items	Annual Cost
Books	\$2,000
Transportation	\$1,000
Estimated Total	\$3,000

Financial Aid Offer

Estimated Grants & Scholarships

Items	Annual Aid
Institutional Grant or Scholarship	\$17,000
State Grant	\$3,000

A Cost of Attendance

This is the estimated cost to attend this school for one academic year before financial aid is applied (sometimes it is broken out into Fall and Spring terms). Cost of attendance includes everything from fixed costs, like tuition, to variable costs, like personal expenses.

B Tuition & Fees

This is the price of the classes you will take and other mandatory costs of campus life. Most financial aid will only go towards tuition. Your micro-scholarships, which reflect institutional grants and scholarships help to pay for tuition only, not room and board.

C Room & Board

This is the cost for the poster boards for all the book reports you'll be doing. Psych! It's a funny term for the estimated cost to live either on- or off-campus and eat breakfast, lunch, and dinner (often called a meal plan) - no snacks! The actual charges for room and board may vary based on your housing decisions (single-room v. shared-room).

D Indirect Costs

Indirect costs are educational costs you will need to pay--like books and supplies, travel, and personal expenses such as laundry, snacks, and entertainment. Indirect costs can vary based on your choices (e.g., buying used v. new books, late night pizza every night).

Net Price—what will my cost be?

Don't worry, the Net Price, (the money you and your family will actually pay), is often much less than the Estimated Cost of Attendance listed.

Net Price is the Direct Cost of college (tuition, fees, room & board) minus any Grants and Scholarships you may receive.

A Direct Cost — F Grants & Scholarships = Net Price

Note, Loans and Work Study will not help reduce your Net Price.

Now let's look at Financial Aid!

Indirect Cost	
Items	Annual Cost
Books	\$2,000
Transportation	\$1,000
Estimated Total	\$3,000

E Financial Aid Offer

F Estimated Grants & Scholarships

Items	Annual Aid
<div><div>G</div><div>Institutional Grant or Scholarship</div><div>Celebrate! This is where you will see your RaiseMe earnings included.</div></div>	\$17,000
<div><div>H</div><div>State Grant</div></div>	\$3,000
<div><div>I</div><div>Federal Grant</div></div>	\$5,000
Estimated Total	\$25,000

J Estimated Loans

Items	Annual Loan
Federal Subsidized Loan	\$7,000
Federal Unsubsidized Loan	\$3,000
Estimated Total	\$10,000

For any questions regarding micro-scholarships, please visit www.help.raise.me. For any questions about your financial award letter directly, reach out to our Financial Aid Office at financialaid.ourcollege.edu.

Sincerely,
Your Future Financial Aid Office

E Financial Aid Offer

This is money to help you pay for the cost of attendance. A financial aid offer may include money you do and/or don't need to pay back. One thing to note — it can't be larger than the cost of attendance. While it'd be nice, that would mean they are paying you to go to school!

F Estimated Grants & Scholarships

Sometimes called gift aid, this is money awarded to you that you do not need to pay back. It can be awarded based solely on the financial situation of your family (i.e., grants), based on your academic and extracurricular achievements from high school (i.e., scholarships) or both. Gift aid may come from the federal or state government, the college, or outside private organizations.

G Institutional Grant or Scholarship (RaiseMe)

This is aid you'll receive from the college directly. Institutional grants and scholarships can have all sorts of names, like the *President's Scholarships*, *Wildcat Excellence Award*, *University of Arizona Grant*. Note, this number should always be greater than or equal to your RaiseMe earnings. If the number is greater, pat yourself on the back—it means the college has decided to award you even more than was guaranteed on RaiseMe! Wooahoo!

H State Grant

This is aid received from your home state for attending a college or university in your home state. Being a local pays off!

I Federal Grant

These are need-based awards, the most common of which is the Pell Grant. You'll need to complete the FAFSA to see if you qualify. Fill out your FAFSA starting Oct 1 of your senior year to see if you qualify for financial aid. Check out fafsa.ed.gov for deadlines.

J Estimated Loans

This is money that you borrow and must pay back over time with interest. There are different types of loans that have different terms, so be sure to research the loans proposed in your award letter.